

Arktite FSQC dead front interlocked receptacles and switches

Cl. I, Div. 1 & 2, Groups B, C, D
Cl. II, Div. 1 & 2, Groups F, G
Cl. III
NEMA/EEMAC 3, 4X^A, 7BCD, 9FG, 12

Explosionproof
Dust-ignitionproof
Raintight
Wet Locations

4P

Applications:

Arktite® FSQC dead front switched interlock receptacles are used:

- To supply power to portable electrical equipment, such as hand lamps, lighting systems, power tools, conveyors, welders and similar equipment
- In areas which are hazardous due to the presence of flammable vapors or gases and combustible dusts
- In damp, wet or corrosive locations
- Indoors or outdoors at petroleum refineries, chemical and petrochemical plants and facilities for processing and handling grain, flour and starch

Features:

- Compatible with Arktite APJ aluminum and NPJ Krydon plugs
- Switch cannot be turned “ON” until plug is fully inserted and rotated
- Plug cannot be withdrawn under load
- Cover cannot be removed when switch is “ON”
- Satisfies OSHA lockout/tagout requirement
- Smallest mounting footprint for interlocks

Certifications and compliances:

- NEMA 3, 4X^A, 7BCD, 9FG, 12

NEC/CEC:

- Class I, Divisions 1 & 2, Groups B, C, D
- Class I, Zone 1, Group IIB + H₂
- Class II, Divisions 1 & 2, Groups F, G
- Class III

ANSI/UL standard:

- UL1010

CSA standard:

- C22.2 Nos. 30, 159

Standard materials:

- Enclosure – copper-free aluminum
- Cover and spring door – copper-free aluminum
- Insulator – Krydon
- Contacts – brass

Options:

- | Description | Suffix |
|---|-------------|
| • Special polarity..... | S4 |
| Receptacle interior rotated 22½° to right | |
| • NEMA 4X epoxy powder coated..... | S752 |

Interchangeability of plugs with other hazardous and non-hazardous location receptacles:

- Plugs listed for FSQC receptacles on the following page are standard APJ/NPJ plugs. Other standard APJ/NPJ of the same rating, style and number of poles may be used with FSQC receptacles as well as with DBR, EBBR, EPC and EPCB receptacles listed in Sections 2P and 4P
- As a result, portable equipment suitable for the location and equipped with the proper plug can be used with AR receptacles for non-hazardous areas; EBBR, EPC, EPCB and FSQC receptacles for Class I hazardous locations; and DBR receptacles for Class II hazardous locations



Ordering information: With spring door through feed hubs

Amperage	Hub size	Configuration	Description	Cat. #	Cat. # Mating plug
30	¾"	2-wire, 3-pole	2-pole switch	FSQC2320	APJ3385
		3-wire, 4-pole	3-pole switch	FSQC2430	APJ3485
	1"	2-wire, 3-pole	2-pole switch	FSQC3320	APJ3385
		3-wire, 4-pole	3-pole switch	FSQC3430	APJ3485
60	1½"	2-wire, 3-pole	2-pole switch	FSQC5630	APJ6385
		3-wire, 4-pole	3-pole switch	FSQC5640	APJ6485

^A NEMA 4X when ordered with suffix S752.

Arktite FSQC dead front interlocked receptacles and switches

Cl. I, Div. 1 & 2, Groups B, C, D
Cl. II, Div. 1 & 2, Groups F, G
Cl. III
NEMA/EEMAC 3, 4X^B, 7BCD, 9FG, 12

Explosionproof
Dust-ignitionproof
Raintight
Wet Locations

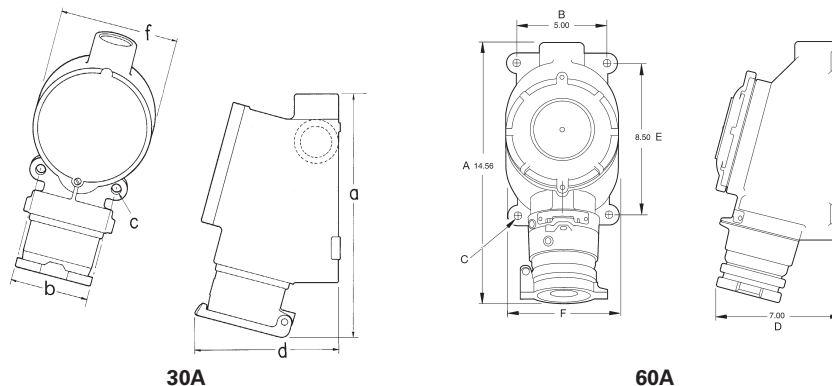
4P

Horsepower ratings:

Amperage	Single-phase			
	120V	240V	480V	600V
30	2	5	7½	7½
60	—	10	25	30

Amperage	Three-phase			
	120V	240V	480V	600V
30	3	7½	15	15
60	—	10	25	30

Dimensions (in inches):



Amperage	Maximum dimensions					
	a	b	c	d	e	f
30	10.00	3.12	Ø .38	5.75	N/A	4.75
60	14.56	5.00	Ø .41	7.00	8.50	6.35

FSQC for use with magnetic motor starters or contactors:

FSQC units listed below operate in the same way as standard units, but are intended only for use with magnetic motor starters or contactors (see Wiring diagram 1).

Receptacles have leads for splicing to conductors from the load side of contactor. The switch actuated by the plug is wired into the starter or contactor coil circuit and controls only this circuit. The starter or contactor is energized only when the plug is fully inserted and rotated to close the switch. Since the plug is inserted or withdrawn only when the switch is open, the circuit cannot be made or broken under the load.

Plugs used are standard APJ units and special polarity units listed are recommended where interchange with devices for other wiring systems is possible.

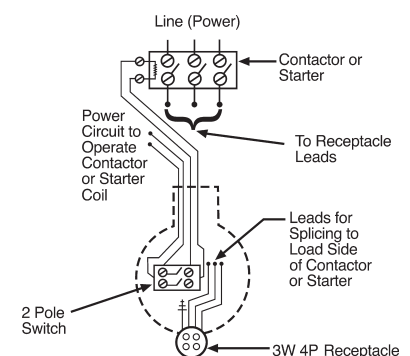
Ordering information:

With spring door through feed hubs

No. of poles	Hub size	Cat. # Receptacle	Cable dia.	Cat. # Mating plug
Standard configuration				
3-wire, 4-pole	¾"	FSQC2390	0.39 - 1.20"	APJ3485
3-wire, 4-pole	1"	FSQC3390	0.55 - 0.70"	NPJ3483
3-wire, 4-pole	1"		0.70 - 0.85"	NPJ3484
Special polarity configuration				
3-wire, 4-pole	¾"	FSQC2390 S4	0.39 - 1.20"	APJ3485 S4
3-wire, 4-pole	1"	FSQC3390 S4	0.55 - 0.70"	NPJ3483 S4
			0.70 - 0.85"	NPJ3484 S4



4P



Wiring diagram 1
(FSQC2390 and FSQC3390 only)

^B NEMA 4X when ordered with suffix S752.

Arktite FSQC 100 ampere dead front interlocked receptacles

Cl. I, Div. 1 & 2, Groups B, C, D
Cl. II, Div. 1 & 2, Groups F, G
Cl. III
NEMA 3, 3R, 4, 4X^A, 7BCD, 9FG, 12

Explosionproof
Watertight

4P

Applications:

- To supply power to portable or fixed electrical equipment, such as welders, pumps, motors, machine tools, conveyors, oil rigs, mixers, grain elevators, petroleum refineries, chemical and petrochemical plants
- In hazardous areas containing flammable vapors or gases and combustible dusts
- In damp, wet or hose down environments
- In highly corrosive locations

Features:

- NEMA Type 4 watertight
- Suitable for Group B
- Compact housing
- Simple operation
- Compatible with Arktite APJ aluminum and NPJ Krydon plugs
- HP rated enclosed switch
- Four mounting feet can be rotated for flexibility in positioning to surface
- Wiring channel provided under switch for easy wire routing to terminals
- Dual bottom feed hubs and one top hub for convenient through feed installation
- Break loose fork lugs case in place for easy removal of cover

Certifications and compliances:

- NEMA 3, 3R, 4, 4X^A, 7BCD, 12
- Class I, Divisions 1 & 2, Groups B, C, D
- Class I, Zone 1, Group IIB + H₂
- Class II, Divisions 1 & 2, Groups F, G
- Class III
- ANSI/UL standards: UL1010, UL98
- CSA standard: C22.2 Nos. 30, 159

Standard materials:

- Body and cover – copper-free aluminum
- Locking collar – Feraloy iron alloy
- Insulator – Krydon
- Contacts – brass

Safety features:

- Power cannot be turned “ON” until plug is fully inserted and Uni-Loc collar is rotated
- When Uni-Loc collar is in “ON” position, plug is locked in place to prevent disengagement under load
- Cover cannot be removed while switch is “ON”
- Cover-Loc™ design prevents switch from being turned “ON” while cover is removed
- Uni-Loc collar aligns with lug on housing to permit OSHA lockout/tagout in the “OFF” position

Options:

Description	Suffix
• Special polarity.....	S4
<i>Receptacle interior rotated 22½° to right</i>	
• NEMA 4X epoxy powder coated.....	S752
• Auxiliary contact	S483
• Breather/drain	S756V

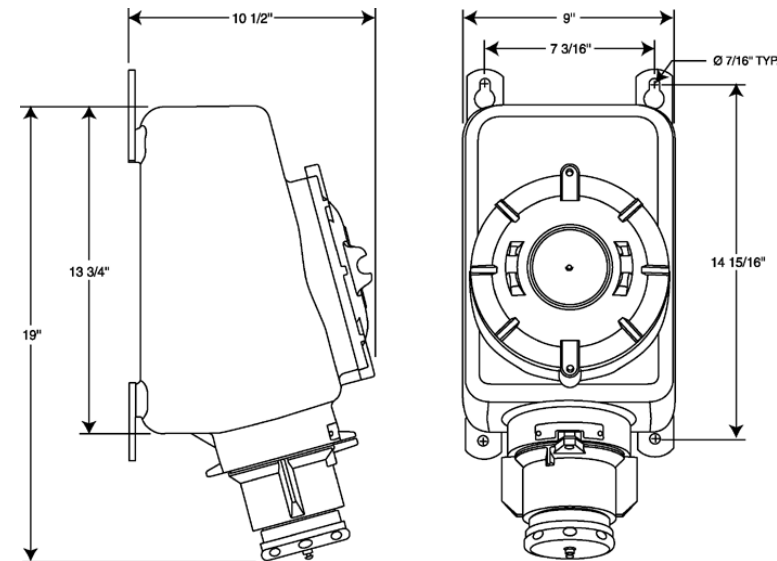
Electrical ratings:

- 100 amperes, 600 VAC

Ordering information:

Configuration	Hub size	HP rating	Cat. #	Cat. # Mating plug
3-wire, 4-pole	2"	50 HP at 600V, 480V	FSQC61040	APJ10487

Dimensions (in inches):



^A NEMA 4X when ordered with suffix S752.