

Chico A and Chico A-P sealing compound, Chico X fiber and Chico SpeedSeal

For sealing fittings and hubs

Applications:

Chico® A sealing compound:

- Forms a seal around each electrical conductor and between them, and inside of the sealing fitting to restrict the passage of gases, vapors or flames through the sealing fitting at atmospheric pressure and at normal ambient temperatures

Chico X fiber:

- Forms a dam between the integral bushing of the sealing fitting and the end of the conduit and around the electrical conductors entering the hub

Chico SpeedSeal™ compound:

- Designed to separate and form an explosionproof seal around each electrical conductor in Eaton's Crouse-Hinds series EYS and EYD sealing fittings
- Restricts the passage of gases, vapors or flames through the sealing fitting
- Creates a seal for Class I, Division 1, Groups C, D and Class II, Division 1, Groups E, F, G hazardous areas

Features:

Chico A sealing compound:

- A water soluble powder that can be easily mixed and poured; the compound, unusually dense, expands slightly when hardening and bonds to inner walls of sealing fittings; compound hardens in 60-70 minutes
- Cure time is 8 hours for Class I, Groups C and D applications and 72 hours for Class I, Group A and B applications
- 1 year shelf life from date of manufacture
- Ambient temperature range (after curing) is -40°F to +165°F

Chico A-P Intrapak®:

- Packaged in two compartment plastic pouch with precise amount of water for mixing; no mixing or measuring implements required
- A hard squeeze of the water compartment forces the water into the compartment containing the Chico compound; mixing is completed by kneading the pouch for one minute
- Mixed sealing compound is poured directly into the sealing fitting – no funnel required; the package label indicates the size and quantity of sealing fittings each pouch will properly fill; compound hardens in 60-70 minutes

Chico X fiber:

- Refractory ceramic fiber that packs easily, forming around each conductor

Chico SpeedSeal compound:

- Installs a reliable seal in five minutes – every time
- Hardens to a dense, strong mass that is suitable for Class I, Division 1, Groups C, D and Class II, Division 1, Groups E, F, G hazardous applications
- UL and cUL Listed for use with 1/2" to 2" Eaton's Crouse-Hinds series sealing fittings only
- Packaged in a 2 oz. or 6 oz. pre-measured cartridge, eliminating the need for measuring before mixing
- Packaged with a screw-on nozzle for accurate dispensing
- Expands in the sealing fitting, eliminating the need to separate the individual conductors with Chico X fiber
- Chico X fiber dams are not required in horizontal applications, reducing installation times
- Completely hardens in 20 minutes, simplifying use for OEMs
- Suitable for cold temperature environments without the costly need to build a temporary shelter around sealing fittings; all ice crystals must be removed from inside the conduit seal before dispensing Chico SpeedSeal compound; the compound should be kept above 10°C (50°F) and below 85°F (29°C) prior to mixing; the sealing fitting must be kept at or above 4°C (40°F) during the 4 to 10 minute expansion/gel time of the compound
- 18 month shelf life

Size ranges:

- Chico A compound – 1 lb. to 5 lbs. (provides 23-115 cubic inches of compound)
- Chico X fiber – 2 oz. to 1 lb.
- Chico A-P compound (5 pouches per carton) – provides 25 and 55 cubic inches of compound
- Chico SpeedSeal – 2 oz. or 6 oz. cartridge

Ordering information:

Chico A



| Net weight | Volume in cu. in. [ⓑ] | Cat. # |
|--------------------|--------------------------------|------------|
| 1 lb. | 23 | Chico A3 |
| 1 lb. [Ⓐ] | 23 | Chico A4 |
| 5 lbs. | 115 | Chico A05 |
| 200 lbs. | 4,600 | Chico A200 |

Chico A-P Intrapak



| Cu. in. fill per pouch [Ⓒ] | No. of pouches per carton | Cat. # |
|-------------------------------------|---------------------------|---------------------------|
| 5 | 5 | Chico A19 PX [Ⓒ] |
| 11 | 5 | Chico A39 PX [Ⓒ] |

Sealing fittings are approved for use in hazardous locations only when Chico X fiber and Chico A sealing compound or Chico SpeedSeal are used to make the seal.

[Ⓐ]Includes 1 oz. Chico X fiber.

[ⓑ]Number of cubic inches this amount will fill when set. See internal volume requirements for EYS, EZS, EYD, EZD and EYSR sealing fittings and ES sealing hubs (see product pages for details).

[Ⓒ]A sixth pouch, containing an appropriate quantity of Chico X fiber, is included in these cartons.

Chico A and Chico A-P sealing compound, Chico X fiber and Chico SpeedSeal

For sealing fittings and hubs

Ordering information (continued):

Chico X fiber



| Net weight | Cat. # |
|------------|----------|
| 2 oz. | Chico X4 |
| 8 oz. | Chico X6 |
| 1 lb. | Chico X7 |

Chart for approximate amount of fiber per hub

| Hub size | Ounces required |
|----------|-----------------|
| 1/2" | 1/32 |
| 3/4" | 1/16 |
| 1" | 1/8 |
| 1 1/4" | 1/4 |
| 1 1/2" | 1/2 |
| 2" | 1 |
| 2 1/2" | 1 1/2 |
| 3" | 2 |
| 3 1/2" | 3 |
| 4" | 4 1/2 |
| 5" | 7 |
| 6" | 10 |

Chico SpeedSeal

(Class I, Div. 1, Groups C, D and Class II, Div. 1, Groups E, F, G)



CHICO SS2



CHICO SS6

| Cat. # Sealing fitting | Amount of SpeedSeal material needed (in ounces) per fitting | Suggested SpeedSeal Cat. # | Required cartridge quantity |
|---------------------------------------------------------------------------------------------------------------------------------------------|----------------------------------------------------------------------|----------------------------------|-----------------------------------|
| EYS1, EYS16, EYS11, EYS116 EYD1, EYD16, EYD11, EYD116 EYS2, EYS26, EYS21, EYS216 EYD2, EYD26, EYD21, EYD216 EYSX11, EYDX11 | 1 | CHICO SS2 (2 oz. cartridge) | 1 |
| EYS3, EYS36, EYS31, EYS316 EYD3, EYD36, EYD31, EYD316 EYSX21, EYDX21 | 2 | CHICO SS2 (2 oz. cartridge) | 1 |
| EYS41, EYS416, EYS4, EYS46 EYD4, EYD46, EYD41, EYD416 EYSX31, EYDX31 | 3 | CHICO SS6 (6 oz. cartridge) | 1 |
| EYSX41, EYDX41 EYD5, EYD56, EYD51, EYD516 EYS51, EYS516 EYS61, EYS616, EYS6, EYS66 EYD6, EYD66, EYD61, EYD616 EYSX51, EYDX51 | 6 | CHICO SS6 (6 oz. cartridge) | 1 |

Note: Safety Data Sheets (SDS) are available at www.eaton.com (Support > Tools > Crouse-Hinds series installation & maintenance sheets and MSDS documents).

EYS and EZS conduit sealing fittings

Cl. I, Div. 1 & 2, Groups A, B, C, D
Cl. II, Div. 1, Groups E, F, G
Cl. II, Div. 2, Groups F, G
Cl. III

Explosionproof
Dust-ignitionproof

5F

Applications:

EYS and EZS sealing fittings:

- Restrict the passage of gases, vapors or flames from one portion of the electrical installation to another at atmospheric pressure and normal ambient temperatures
 - Limit explosions to the sealed off enclosure
 - Limit pre-compression or "pressure piling" in conduit systems
- Sealing fittings are required:
- At each entrance to an enclosure housing an arcing or sparking device when used in Class I, Divisions 1 and 2 hazardous locations; to be located as close as practicable and, in no case, more than 18" from such enclosures
 - At each conduit entrance of 2" size or larger to an enclosure or fitting housing terminals, splices or taps when used in Class I, Division 1 hazardous locations; to be located as close as practicable and, in no case, more than 18" from such enclosures
 - In conduit systems when leaving Class I, Division 1 or Division 2 hazardous locations
 - In cable systems when the cables either do not have a gas/vaportight continuous sheath or are capable of transmitting gases or vapors through the cable core when those cables leave the Class I, Division 1 or Division 2 hazardous locations

Features:

EYS and EZS sealing fittings include:

- Minimum turning radius
- Large openings with threaded closures to provide easy access to conduit hubs for making dams
- Integral bushings in conduit hubs to protect conductor insulation from damage
- Taper tapped hubs to ensure ground continuity

EYS sealing fittings are available for installation in either vertical only or in both horizontal or vertical positions.

EZS sealing fittings for installation at any angle; the covers with opening for sealing compound can be properly positioned to accept the compound.

Certifications and compliances:

NEC/CEC:

EYS1-EYS3, EYS11-EYS31, EYS16-EYS36, EYS116-EYS316

- Class I, Divisions 1 & 2, Groups A, B, C, D
- Class II, Division 1, Groups E, F, G
- Class II, Division 2, Groups F, G
- Class III

EYS41-EYS101, EYS416-EYS1016

- Class I, Divisions 1 & 2, Groups B, C, D
- Class II, Division 1, Groups E, F, G
- Class II, Division 2, Groups F, G
- Class III

EYS29, EYS4-EYS014, EYS46-EYS0146, EZS1-EZS8, EZS16-EZS86

- Class I, Divisions 1 & 2, Groups C, D
- Class II, Divisions 1 & 2, Groups F, G
- Class III

UL standard:

- UL1203

CSA standard:

- C22.2

Standard materials:

- Bodies – Feraloy® iron alloy and/or ductile iron
- Plugs – Feraloy iron alloy and/or steel
- Removable nipples – steel

Standard finishes:

- Feraloy iron alloy and ductile iron – electrogalvanized and aluminum acrylic paint
- Steel – electrogalvanized

Options:

Description

Suffix

- Copper-free aluminum bodies, nipples and enclosuresSA

Size ranges:

- 1/2" - 6"

Ordering information:

EYS



Vertical
female



Vertical
male and female

For sealing in vertical positions only

| Hub size | Cat. # Female hub | Cat. # Male and female hub | Approximate internal volume in cubic inches |
|----------|----------------------|----------------------------------|---------------------------------------------------|
| 1/2" | EYS1 ^A | EYS16 ^A | 1 |
| 3/4" | EYS2 ^A | EYS26 ^A | 2 |
| 1" | EYS3 ^A | EYS36 ^A | 3 3/4 |

Sealing fittings are approved for use in hazardous locations only when Chico® X fiber and Chico A sealing compound or Chico SpeedSeal are used to make the seal.

^A Available in copper-free aluminum. To order, add suffix 'SA' to end of catalog number.

EYS and EZS conduit sealing fittings

Cl. I, Div. 1 & 2, Groups A, B, C, D
Cl. II, Div. 1, Groups E, F, G
Cl. II, Div. 2, Groups F, G
Cl. III

Explosionproof
Dust-ignitionproof

5F
5F

Ordering information (continued):

EYS



Vertical or horizontal female



Vertical or horizontal male and female

For sealing in vertical or horizontal positions

| Hub size | Cat. # Female hub | Cat. # Male and female hub | Approximate internal volume in cubic inches | |
|----------|----------------------|-------------------------------|---------------------------------------------|------------|
| | | | Vertical | Horizontal |
| 1/2" | EYS11 ^B | EYS116 ^B | 1 | 1 |
| 3/4" | EYS21 ^B | EYS216 ^B | 2 | 2 |
| 1" | EYS31 ^B | EYS316 ^B | 3 | 3 3/4 |
| 1 1/4" | EYS41 | EYS416 | 6 | 8 |
| 1 1/2" | EYS51 | EYS516 | 10 3/4 | 12 1/4 |
| 2" | EYS61 | EYS616 | 19 | 22 3/4 |
| 2 1/2" | EYS71 | EYS716 | 25 1/2 | 30 |
| 3" | EYS81 | EYS816 | 56 | 64 1/2 |
| 3 1/2" | EYS91 | EYS916 | 72 | 82 |
| 4" | EYS101 | EYS1016 | 95 | 110 |

For sealing in vertical or horizontal positions – Groups C and D only



Vertical or horizontal female



Vertical or horizontal male and female

| Hub size | Cat. # Female hub | Cat. # Male and female hub | Approximate internal volume in cubic inches | |
|----------|----------------------|-------------------------------|---------------------------------------------|------------|
| | | | Vertical | Horizontal |
| 1 1/4" | EYS4 ^B | EYS46 ^B | 6 | 8 |
| 1 1/2" | EYS5 ^B | EYS56 ^B | 10 3/4 | 12 1/4 |
| 2" | EYS6 ^B | EYS66 ^B | 19 | 22 3/4 |
| 2 1/2" | EYS7 ^B | EYS76 ^B | 25 1/2 | 30 |
| 3" | EYS8 ^B | EYS86 ^B | 56 | 64 1/2 |
| 3 1/2" | EYS9 ^B | EYS96 ^B | 72 | 82 |
| 4" | EYS10 ^B | EYS106 ^B | 95 | 110 |
| 5" | EYS012 | EYS0126 | 200 | 222 |
| 6" | EYS014 | EYS0146 | 290 | 315 |

EZS



Female hub



Male and female hub

For sealing at any angle

| Hub size | Cat. # Female hub | Cat. # Male and female hub | Approximate internal volume in cubic inches | |
|----------|----------------------|-------------------------------|---------------------------------------------|------------|
| | | | Vertical | Horizontal |
| 1/2" | EZS1 | EZS16 | 6 1/4 | 6 1/4 |
| 3/4" | EZS2 | EZS26 | 6 1/2 | 6 1/2 |
| 1" | EZS3 | EZS36 | 10 1/4 | 10 1/4 |
| 1 1/4" | EZS4 | EZS46 | 12 1/2 | 12 1/2 |
| 1 1/2" | EZS5 | EZS56 | 14 1/2 | 14 1/2 |
| 2" | EZS6 | EZS66 | 46 | 46 |
| 2 1/2" | EZS7 | EZS76 | 55 | 55 |
| 3" | EZS8 | EZS86 | 90 | 90 |

EYS elbow seal



For sealing in vertical positions

| Hub size | Cat. # | Approximate internal volume in cubic inches |
|----------|--------|---------------------------------------------|
| 3/4" | EYS29 | 1 3/4 |

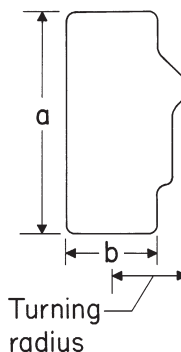
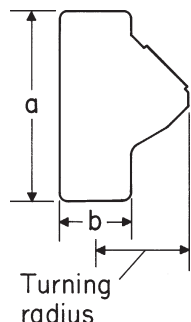
^B Available in copper-free aluminum. To order, add suffix 'SA' to end of catalog number.

EYS and EZS conduit sealing fittings

Cl. I, Div. 1 & 2, Groups A, B, C, D
Cl. II, Div. 1, Groups E, F, G
Cl. II, Div. 2, Groups F, G
Cl. III

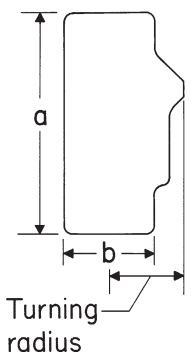
Explosionproof
Dust-ignitionproof

Dimensions (in inches):



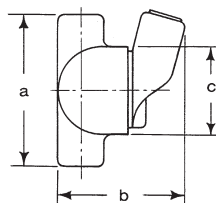
EYS vertical positions

| Cat. # | Hub size | a | b | Turning radius |
|------------|----------|---------------------------------|-------------------------------|---------------------------------|
| EYS1/EYS16 | 1/2" | 3 ⁹ / ₃₂ | 1 ¹ / ₄ | 1 ⁵ / ₈ |
| EYS2/EYS26 | 3/4" | 3 ¹² / ₁₆ | 1 ¹ / ₂ | 1 ²⁹ / ₃₂ |
| EYS3/EYS36 | 1" | 4 ⁵ / ₁₆ | 1 ³ / ₄ | 2 ³ / ₈ |



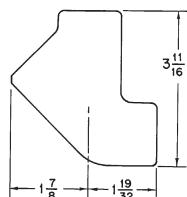
EYS vertical or horizontal positions

| Cat. # | Hub size | a | b | Turning radius |
|----------------|----------|---------------------------------|--------------------------------|----------------------------------------------|
| EYS11/EYS116 | 1/2" | 3 ¹¹ / ₁₆ | 1 ¹ / ₄ | 1 ⁵ / ₃₂ |
| EYS21/EYS216 | 3/4" | 3 ¹¹ / ₁₆ | 1 ¹ / ₂ | 1 ¹ / ₄ |
| EYS31/EYS316 | 1" | 4 ⁵ / ₁₆ | 1 ³ / ₄ | 1 ³ / ₈ |
| EYS41/EYS416 | 1 1/4" | 5 ¹ / ₁₆ | 2 ² / ₁₆ | 1 ²³ / ₃₂ |
| EYS51/EYS516 | 1 1/2" | 5 ¹ / ₂ | 2 ¹ / ₁₆ | 2 ¹ / ₁₆ |
| EYS61/EYS616 | 2" | 6 ¹ / ₄ | 3 | 2 ⁵ / ₁₆ |
| EYS71/EYS716 | 2 1/2" | 7 ¹ / ₂ | 3 ¹ / ₂ | 2 ¹¹ / ₁₆ |
| EYS81/EYS816 | 3" | 8 ¹ / ₂ | 4 ¹ / ₄ | 3 ⁵ / ₁₆ |
| EYS91/EYS916 | 3 1/2" | 9 ¹ / ₁₆ | 4 ³ / ₄ | 3 ¹ / ₁₆ [Ⓒ] |
| EYS101/EYS1016 | 4" | 9 ³ / ₄ | 5 ¹ / ₄ | 3 ¹¹ / ₁₆ [Ⓒ] |



EYS vertical or horizontal positions Groups C and D only

| Cat. # | Hub size | a | b | Turning radius |
|----------------|----------|---------------------------------|--------------------------------|----------------------------------------------|
| EYS4/EYS46 | 1 1/4" | 5 ¹ / ₁₆ | 2 ³ / ₁₆ | 1 ²³ / ₃₂ |
| EYS5/EYS56 | 1 1/2" | 5 ¹ / ₂ | 2 ¹ / ₁₆ | 2 ¹ / ₁₆ |
| EYS6/EYS66 | 2" | 6 ¹ / ₄ | 3 | 2 ⁵ / ₁₆ |
| EYS7/EYS76 | 2 1/2" | 7 ¹ / ₂ | 3 ¹ / ₂ | 2 ¹¹ / ₁₆ |
| EYS8/EYS86 | 3" | 8 ¹ / ₂ | 4 ¹ / ₄ | 3 ⁵ / ₁₆ |
| EYS9/EYS96 | 3 1/2" | 9 ¹ / ₁₆ | 4 ³ / ₄ | 3 ¹ / ₁₆ [Ⓒ] |
| EYS10/EYS106 | 4" | 9 ³ / ₄ | 5 ¹ / ₄ | 3 ¹¹ / ₁₆ [Ⓒ] |
| EYS012/EYS0126 | 5" | 11 ¹ / ₁₆ | 6 ¹ / ₂ | 4 ¹⁹ / ₃₂ [Ⓒ] |
| EYS014/EYS0146 | 6" | 12 ¹ / ₈ | 7 ⁵ / ₈ | 5 ¹¹ / ₃₂ [Ⓒ] |



EZS

| Cat. # | Hub size | a | b | c | Turning radius [Ⓒ] |
|------------|----------|---------------------------------|---------------------------------|--------------------------------|---------------------------------|
| EZS1/EZS16 | 1/2" | 4 ³ / ₁₆ | 3 ⁵ / ₈ | 2 ¹ / ₂ | 1 ⁷ / ₈ |
| EZS2/EZS26 | 3/4" | 4 ³ / ₁₆ | 3 ⁵ / ₈ | 2 ¹ / ₂ | 1 ⁷ / ₈ |
| EZS3/EZS36 | 1" | 4 ¹⁵ / ₁₆ | 3 ³¹ / ₃₂ | 3 | 2 ¹ / ₈ |
| EZS4/EZS46 | 1 1/4" | 5 ¹ / ₁₆ | 4 ¹³ / ₃₂ | 3 | 2 ⁵ / ₁₆ |
| EZS5/EZS56 | 1 1/2" | 5 ³ / ₁₆ | 4 ⁹ / ₁₆ | 3 ¹ / ₄ | 2 ¹¹ / ₃₂ |
| EZS6/EZS66 | 2" | 7 ¹ / ₁₆ | 5 ¹³ / ₃₂ | 5 ³ / ₁₆ | 3 ⁸ / ₃₂ |
| EZS7/EZS76 | 2 1/2" | 7 ¹⁵ / ₁₆ | 5 ²⁷ / ₃₂ | 5 ³ / ₁₆ | 3 ⁵ / ₈ |
| EZS8/EZS86 | 3" | 8 ⁵ / ₈ | 6 ¹ / ₂ | 5 ⁵ / ₈ | 3 ³ / ₈ |

EYS elbow seal

| Cat. # | Hub size | a | b | Turning radius (vertical) |
|--------|----------|---------------------------------|-------------------------------|-------------------------------|
| EYS29 | 3/4" | 3 ¹¹ / ₁₆ | 1 ³ / ₄ | 1 ⁷ / ₈ |

[Ⓒ] With cover removed.